

Cardiff Council - Schools Institute Buildings Utility CCC, Cost and CO2 Latest Month Report						
No date range specified						
Building Name	Floor Area m ²	Designed Occupancy	Total kgCO ₂ e/m ²	Total kgCO ₂ e/ Occupant	Total kWhe/m ²	Total kWhe/ Occupant
Adamsdown Primary School v2	1,606	408	36.94	145.43	173.48	682.89
Albany Primary School	2,243	417	28.17	151.54	132.20	711.08
All Saints Primary School (Cw)	984	150	31.47	206.44	147.74	969.13
Allensbank Primary School	2,272	216	31.12	327.40	146.12	1,537.05
Baden Powell Primary School	2,131	323	8.07	53.26	38.20	252.00
Birchgrove Primary School	1,490	392	29.97	113.93	140.78	535.23
Bishop Childs Primary School (Cw)	885	218	32.09	130.24	150.77	611.92
Bryn Celyn Primary School	1,402	175	37.71	302.19	177.31	1,420.79
Bryn Deri Primary School	1,016	223	29.14	132.74	136.95	623.89
Bryn Hafod Primary School	2,462	425	27.96	161.96	131.23	760.20
Bryn-Y-Deryn Pupil Referral Unit	691		92.48		434.64	
Cantonian High School	8,704	893	24.13	235.17	113.55	1,106.71
Cardiff High School v3	13,080		24.34		114.36	
Cardiff West Community High School		1,023		13.27		62.85
Cathays High School	8,310	1,098	20.35	154.06	95.75	724.69
Christ The King Primary School (Rc)	1,036	215	29.71	143.08	139.44	671.65
Coed Glas Primary School	2,814	508	28.91	160.13	135.64	751.38
Corpus Christi High School (Rc)	7,546	1,076	24.08	168.87	113.04	792.73
Coryton Primary School	909	205	22.81	101.14	107.15	475.17
Creigiau Primary School	1,397	391	29.60	105.75	139.31	497.73
Danescourt Primary School	2,144	459	22.67	105.90	106.44	497.26
Eastern High School	11,102	1,176	22.96	216.79	90.12	850.76
Ely and Caerau Children's Centre	1,370	85	46.01	741.64	216.14	3,484.35
Fairwater Primary School v3	2,122	194	25.40	277.84	119.42	1,306.23
Fitzalan High School	14,345	1,861	37.65	290.23	177.00	1,364.39
Gabalfa Primary School	2,802	250	0.29	3.30	1.15	12.94

Building Name	Floor Area m ²	Designed Occupancy	Total kgCO ₂ e/m ²	Total kgCO ₂ e/ Occupant	Total kWhe/m ²	Total kWhe/ Occupant
Gladstone Primary School	2,154	190	23.27	263.85	109.46	1,241.02
Glan-Yr-Afon Primary School	2,694	147	23.61	432.59	111.17	2,037.05
Glyncoed Primary School	2,132	341	19.61	122.65	92.15	576.17
Grangetown Nursery School	304	91	28.12	93.79	132.46	441.78
Grangetown Primary School	2,475	393	28.04	176.60	131.58	828.60
Greenhill Special School	1,122	66	40.42	687.25	189.98	3,230.50
Greenway Primary School	2,604	232	21.95	246.34	102.99	1,156.03
Hawthorn Primary School	1,364	229	26.92	160.37	126.40	752.97
Herbert Thompson Primary School v3	3,658	471	25.80	200.37	121.25	941.68
Holy Family Primary School (Rc)	1,452	150	28.05	271.54	131.64	1,274.43
Howardian Primary School	4,590	451	3.14	31.94	14.87	151.30
Hywel Dda Primary School	2,355	422	21.41	119.44	100.48	560.62
Kitchener Primary School	2,296	427	44.47	239.10	208.48	1,120.89
Lakeside Primary School	2,817	467	31.62	190.76	148.47	895.63
Lansdowne Primary School	2,316	356	35.34	229.91	165.75	1,078.33
Llandaff Primary School (Cw)	2,288	420	22.05	120.13	103.60	564.33
Llanedeyrn Primary School	8,512	358	14.70	349.43	68.89	1,637.94
Llanishen Fach Primary School	2,960	498	16.55	98.39	77.97	463.52
Llanishen High School	12,553	1,661	33.06	249.85	155.30	1,173.71
Llysfaen Primary School	1,948	442	18.99	83.70	89.25	393.40
Marlborough Primary School	2,543	505	20.26	102.00	95.26	479.63
Mary Immaculate High School (Rc)	6,045	788	22.08	169.41	103.71	795.59
Meadowbank Special School	1,148	48	31.46	752.55	147.73	3,534.19
Meadowlane Primary School	2,500	335	26.03	194.29	122.02	910.74
Millbank Primary School	653	240	70.31	191.21	330.30	898.28
Moorland Primary School	2,395	435	11.26	61.98	53.08	292.24
Mount Stuart Primary School	1,634	418	47.61	186.08	223.64	874.16
Ninian Park Primary School	2,505	636	23.17	91.25	109.03	429.37

























Building Name	Floor Area m ²	Designed Occupancy	Total kgCO ₂ e/m ²	Total kgCO ₂ e/ Occupant	Total kWhe/m ²	Total kWhe/ Occupant
Oakfield Primary School	2,246	453	34.63	171.70	162.51	805.65
Pen Y Bryn Primary School	2,053	236	27.96	243.26	131.17	1,141.33
Pencaerau Primary School	1,839	236	26.27	204.70	123.47	961.96
Pentrebane Primary School	1,679	203	41.40	342.44	194.58	1,609.42
Pentyrch Primary School	857	145	38.88	229.87	183.34	1,083.97
Peter Lea Primary School	2,694	326	21.64	178.84	101.54	839.04
Pontprennau Primary School	682	464	78.65	115.57	369.95	543.61
Radnor Primary School	2,125	265	20.85	167.12	97.96	785.37
Radyr Comp School	10,908	1,300	33.16	278.19	155.68	1,306.24
Radyr Primary School	1,473	462	29.39	93.73	138.24	440.85
Rhiwbina Primary School	2,844	694	12.35	50.60	58.09	238.04
Rhydypenau Primary School	2,542	466	26.05	142.13	122.24	666.91
Riverbank Special School	1,072	67	17.70	282.99	83.84	1,340.75
Roath Park Primary School	1,919	464	27.71	114.56	130.00	537.53
Rumney Primary School	2,808	444	33.27	210.36	156.09	986.97
Severn Primary School	2,759	458	77.38	466.12	362.81	2,185.44
Springwood Primary School	2,800	259	24.42	264.00	114.58	1,238.48
St Alban's Primary School (Rc)	1,198	116	23.70	244.88	111.51	1,152.00
St Bernadette's Primary School (Rc)	1,145	244	27.86	130.72	131.02	614.71
St Cadoc's Primary School (Rc)	2,254	328	26.33	180.91	123.65	849.58
St Cuthberts Primary School (Rc)	803	98	33.87	277.61	159.20	1,304.97
St Davids Primary School (Cw)	1,113	225	32.61	161.27	153.30	758.17
St Fagan's C.W. Primary School v3	1,006	214	33.88	159.21	159.04	747.32
St Francis Primary School (Rc)	2,024	344	46.18	271.66	216.61	1,274.27
St Illtyds High School (Rc)	7,057	933	17.41	131.72	81.79	618.66
St John Lloyd Primary School (Rc)	2,080	323	26.63	171.55	125.09	805.72
St Joseph's Primary School (Rc)	1,281	211	37.46	227.48	175.86	1,067.98
St Mary The Virgin C.W. Primary School v2	1,104	191	35.73	206.52	168.13	971.88

Building Name	Floor Area m ²	Designed Occupancy	Total kgCO ₂ e/m ²	Total kgCO ₂ e/ Occupant	Total kWhe/m ²	Total kWhe/ Occupant
St Marys Primary School (Rc)	1,452	223	38.19	248.58	179.15	1,166.10
St Mellons Cw Primary School	708	98	20.34	146.87	95.60	690.33
St Monicas Primary School (Cw)	748	124				
St Patricks Primary School (Rc)	1,387	243	18.63	106.30	87.57	499.77
St Pauls Primary School (Cw)	928	225	20.02	82.59	94.84	391.29
St Peter's Primary School (Rc)	2,826	431	23.81	156.15	111.93	733.95
St Philip Evans Primary School (Rc)	1,510	379	31.84	126.81	149.57	595.78
St Teilo's Secondary School v3	12,531	1,390	24.07	216.97	113.46	1,022.89
Stacey Primary School	1,469	210	46.50	325.20	218.13	1,525.49
The Bishop Of Llandaff High School	10,902	1,249	12.60	109.99	59.43	518.76
The Court Special School	1,023	40	38.54	985.54	180.93	4,626.92
The Hollies Special School	3,704	115	24.25	780.87	113.75	3,663.16
Thornhill Primary School v3	2,077	451	19.97	91.98	93.68	431.41
Ton Yr Ywen Primary School	3,208	468	26.91	184.47	126.33	866.00
Tongwynlais Primary School	1,303	190	24.67	169.13	115.80	794.00
Tredegarville Primary School (Cw)	1,269	223	33.57	191.01	157.65	897.11
Trelai Primary School	2,443	366	21.07	140.65	99.03	661.03
Tremorfa Nursery School	417	41	28.25	287.63	132.79	1,352.09
Trowbridge Primary School	1,321	175	30.65	231.39	144.06	1,087.64
Ty Gwyn Special School v3	5,728	205	62.61	1,749.46	293.72	8,206.85
Whitchurch High School (Lower)	9,277		33.90		159.26	
Whitchurch High School (Upper)	10,946		29.95		140.67	
Whitchurch Primary School	2,939	695	27.13	114.70	127.53	539.20
Willowbrook Primary School	2,097	453	27.22	126.00	127.77	591.57
Willows High School	8,466	709	31.65	377.94	148.68	1,775.39
Windsor Clive Primary School	4,214	423	21.25	211.74	99.76	993.87
Woodlands High Special School	1,770	141	26.38	331.20	124.09	1,558.04
Ysgol Bro Eirwg	2,064	405	26.55	135.28	124.31	633.38























Building Name	Floor Area m ²	Designed Occupancy	Total kgCO ₂ e/m ²	Total kgCO ₂ e/ Occupant	Total kWhe/m ²	Total kWhe/ Occupant
Ysgol Glan Ceubal	397	185	52.82	113.21	250.25	536.34
Ysgol Glan Morfa	1,312	246	10.54	56.19	49.92	266.19
Ysgol Gyfun Gymraeg Bro Edern	7,890	934	25.42	214.76	119.33	1,008.03
Ysgol Gyfun Gymraeg Glantaf	12,196	1,416	19.23	165.61	90.45	779.05
Ysgol Gyfun Gymraeg Plasmawr v3	10,795	1,166	25.38	235.01	119.16	1,103.27
Ysgol Gymraeg Coed Y Gof	1,630	269				
Ysgol Gymraeg Melin Gruffydd	1,414	467	55.17	167.04	259.21	784.90
Ysgol Gymraeg Nant Caerau v3	1,340	226	58.83	348.90	276.77	1,641.36
Ysgol Gymraeg Pwll Coch	2,446	323	7.69	58.25	36.36	275.36
Ysgol Gymraeg Treganna v3	3,314	684	28.34	137.31	133.24	645.59
Ysgol Gynradd Gwaelod Y Garth	1,216	249	31.57	154.21	148.34	724.56
Ysgol Gynradd Gymraeg Hamadryad		258		58.21		276.11
Ysgol Mynydd Bychan	997	238	25.58	107.12	120.09	502.80
Ysgol Pen Y Groes	1,399	118				
Ysgol Pen Y Pîl v3	1,272	197	61.92	399.75	290.59	1,875.87
Ysgol Pencae	1,080	202	31.69	169.39	148.76	795.19
Ysgol Y Berllan Deg	2,042	414	23.07	113.77	108.39	534.48
Ysgol Y Wern Primary School	3,111	653	25.84	123.11	121.44	578.56
	Building Floor Area m²	Designed Occupancy				
Total	776,875	101,929				

Cardiff Council - Schools Institute Buildings Utility CCC, Cost and CO2 Latest Month Report												
No date range specified	Electricity											
Building Name	Area Served m ²	K2n RAG	K2n RAG Detail	Year to Month	Annual Consumption kWh	Annual Cost	Annual Consumpti on kWh/m ²	Annual Cost m ²	Scope 2 Emissions kgCO2e	Scope 2 Emissions kgCO2e/m ²	Scope 3 Supply Emissions kgCO2e	Scope 3 Supply Emissions kgCO2e/m ²
Adamsdown Primary School v2	1,606.10	Green		Nov 2022	73,479.97	£9,552.40	45.75	£5.95	14,209.56	8.85	1,299.86	0.81
Albany Primary School	2,242.90	Green		Nov 2022	61,567.75	£8,003.81	27.45	£3.57	11,905.97	5.31	1,089.13	0.49
All Saints Primary School (Cw)	983.97	Orange		Nov 2022	35,363.11	£4,597.20	35.94	£4.67	6,838.52	6.95	625.57	0.64
Allensbank Primary School	2,272.20	Orange		Nov 2022	81,942.20	£10,652.49	36.06	£4.69	15,845.98	6.97	1,449.56	0.64
Baden Powell Primary School	2,130.95	Green		Nov 2022	73,088.27	£9,501.48	34.30	£4.46	14,133.81	6.63	1,292.93	0.61
Birchgrove Primary School	1,490.40	Orange		Nov 2022	63,866.90	£8,302.70	42.85	£5.57	12,350.58	8.29	1,129.81	0.76
Bishop Childs Primary School (Cw)	884.80	Orange		Sep 2022	41,505.50	£5,395.72	46.91	£6.10	8,026.33	9.07	734.23	0.83
Bryn Celyn Primary School	1,402.30	Orange		Nov 2022	92,024.49	£11,963.18	65.62	£8.53	17,795.70	12.69	1,627.91	1.16
Bryn Deri Primary School	1,015.90	Orange		Nov 2022	47,825.08	£6,217.26	47.08	£6.12	9,248.41	9.10	846.03	0.83
Bryn Hafod Primary School	2,461.90	Green		Nov 2022	73,982.13	£9,617.68	30.05	£3.91	14,306.66	5.81	1,308.74	0.53
Bryn-Y-Deryn Pupil Referral Unit	2,349.20	Orange		Nov 2022	100,551.68	£13,071.72	42.80	£5.56	19,444.68	8.28	1,778.76	0.76
Cantonian High School	8,703.93	Orange		Nov 2022	441,001.86	£57,330.24	50.67	£6.59	85,280.94	9.80	7,801.32	0.90
Cardiff High School v3	13,040.12	Orange		Nov 2022	468,627.98	£60,921.64	35.94	£4.67	90,623.28	6.95	8,290.03	0.64
Cardiff West Community High School				Nov 2022	64,296.98	£8,358.61			12,433.75		1,137.41	
Cathays High School	8,310.33	Orange		Nov 2022	326,979.84	£42,507.38	39.35	£5.12	63,231.36	7.61	5,784.27	0.70
Christ The King Primary School (Rc)	1,035.60	Green		Nov 2022	33,990.04	£4,418.71	32.82	£4.27	6,572.99	6.35	601.28	0.58
Coed Glas Primary School	2,814.00	Green		Nov 2022	78,937.08	£10,261.82	28.05	£3.65	15,264.85	5.42	1,396.40	0.50
Corpus Christi High School (Rc)	7,545.60	Green		Nov 2022	205,107.18	£26,663.93	27.18	£3.53	39,663.63	5.26	3,628.35	0.48
Coryton Primary School	909.10	Orange		Nov 2022	29,796.51	£3,873.55	32.78	£4.26	5,762.05	6.34	527.10	0.58
Creigiau Primary School	1,397.00	Orange		Nov 2022	88,768.32	£11,539.88	63.54	£8.26	17,166.02	12.29	1,570.31	1.12
Danescourt Primary School	2,144.30	Green		Nov 2022	60,678.38	£7,888.19	28.30	£3.68	11,733.98	5.47	1,073.40	0.50
Eastern High School	11,101.99	Orange		Feb 2018	440,339.18	£57,244.09	39.66	£5.16	124,646.81	11.23	10,625.38	0.96

Building Name	Area Served m ²	K2n RAG	K2n RAG Detail	Year to Month	Annual Consumption kWh	Annual Cost	Annual Consumpti on kWh/m ²	Annual Cost m ²	Scope 2 Emissions kgCO ₂ e	Scope 2 Emissions kgCO ₂ e/m ²	Scope 3 Supply Emissions kgCO ₂ e	Scope 3 Supply Emissions kgCO ₂ e/m ²
Ely and Caerau Children's Centre	1,370.27			Nov 2022	91,232.60	£11,860.24	66.58	£8.66	17,642.56	12.88	1,613.90	1.18
Fairwater Primary School v3	2,122.00			Sep 2022	92,212.50	£11,987.63	43.46	£5.65	17,832.05	8.40	1,631.24	0.77
Fitzalan High School	14,345.33			Nov 2022	914,479.69	£118,882.36	63.75	£8.29	176,842.08	12.33	16,177.15	1.13
Gabalfa Primary School	2,802.11			Oct 2019	2,106.28	£273.82	0.75	£0.10	538.37	0.19	45.71	0.02
Gladstone Primary School	2,154.17			Nov 2022	94,740.34	£12,316.24	43.98	£5.72	18,320.89	8.50	1,675.96	0.78
Glan-Yr-Afon Primary School	2,693.50			Sep 2022	148,843.07	£19,349.60	55.26	£7.18	28,783.27	10.69	2,633.03	0.98
Glyncod Primary School	2,132.20			Nov 2022	59,222.60	£7,698.94	27.78	£3.61	11,452.47	5.37	1,047.65	0.49
Grangetown Nursery School	303.50			Nov 2022	21,100.21	£2,743.03	69.52	£9.04	4,080.36	13.44	373.26	1.23
Grangetown Primary School	2,474.80			Nov 2022	64,681.41	£8,408.58	26.14	£3.40	12,508.09	5.05	1,144.21	0.46
Greenhill Special School	1,122.30			Nov 2022	74,804.60	£9,724.60	66.65	£8.66	14,465.71	12.89	1,323.29	1.18
Greenway Primary School	2,604.10			Sep 2022	57,596.27	£7,487.51	22.12	£2.88	11,137.97	4.28	1,018.88	0.39
Hawthorn Primary School	1,364.20			Nov 2022	44,459.49	£5,779.73	32.59	£4.24	8,597.58	6.30	786.49	0.58
Herbert Thompson Primary School v3	3,468.47			Nov 2022	149,347.10	£19,415.12	43.06	£5.60	28,880.74	8.33	2,641.95	0.76
Holy Family Primary School (Rc)	1,452.20			Sep 2022	42,725.63	£5,554.33	29.42	£3.82	8,262.28	5.69	755.82	0.52
Howardian Primary School	4,589.80			Nov 2022	68,237.33	£8,870.85	14.87	£1.93	13,195.73	2.88	1,207.12	0.26
Hywel Dda Primary School	2,354.60			Nov 2022	54,500.13	£7,085.02	23.15	£3.01	10,539.24	4.48	964.11	0.41
Kitchener Primary School	2,295.70			Nov 2022	60,179.33	£7,823.31	26.21	£3.41	11,637.48	5.07	1,064.57	0.46
Lakeside Primary School	2,817.10			Nov 2022	106,091.38	£13,791.88	37.66	£4.90	20,515.95	7.28	1,876.76	0.67
Lansdowne Primary School	2,316.00			Nov 2022	63,900.38	£8,307.05	27.59	£3.59	12,357.06	5.34	1,130.40	0.49
Llandaff Primary School (Cw)	2,287.90			Nov 2022	70,611.66	£9,179.52	30.86	£4.01	13,654.88	5.97	1,249.12	0.55
Llanedeyrn Primary School	8,511.79			Nov 2022	70,215.98	£9,128.08	8.25	£1.07	13,578.37	1.60	1,242.12	0.15
Llanishen Fach Primary School	2,960.47			Nov 2022	123,203.67	£16,016.48	41.62	£5.41	23,825.13	8.05	2,179.47	0.74
Llanishen High School	12,552.99			Nov 2022	583,135.92	£75,807.67	46.45	£6.04	112,766.82	8.98	10,315.67	0.82
Llysfaen Primary School	1,948.30			Nov 2022	58,908.11	£7,658.05	30.24	£3.93	11,391.65	5.85	1,042.08	0.53
Marlborough Primary School	2,542.70			Nov 2022	92,363.71	£12,007.28	36.33	£4.72	17,861.29	7.02	1,633.91	0.64




















Building Name	Area Served m ²	K2n RAG	K2n RAG Detail	Year to Month	Annual Consumption kWh	Annual Cost	Annual Consumpti on kWh/m ²	Annual Cost m ²	Scope 2 Emissions kgCO ₂ e	Scope 2 Emissions kgCO ₂ e/m ²	Scope 3 Supply Emissions kgCO ₂ e	Scope 3 Supply Emissions kgCO ₂ e/m ²
Mary Immaculate High School (Rc)	6,045.10	Green		Nov 2022	172,570.59	£22,434.18	28.55	£3.71	33,371.70	5.52	3,052.77	0.51
Meadowbank Special School	1,148.30	Yellow		Nov 2022	46,659.35	£6,065.72	40.63	£5.28	9,022.99	7.86	825.40	0.72
Meadowlane Primary School	2,500.40	Green		Nov 2022	36,309.43	£4,720.23	14.52	£1.89	7,021.52	2.81	642.31	0.26
Millbank Primary School	652.70	Red		Nov 2022	64,920.06	£8,439.61	99.46	£12.93	12,554.24	19.23	1,148.44	1.76
Moorland Primary School	2,394.93	Green		Nov 2022	77,228.26	£10,039.67	32.25	£4.19	14,934.40	6.24	1,366.17	0.57
Mount Stuart Primary School	1,633.90	Yellow		Nov 2022	109,307.21	£14,209.94	66.90	£8.70	21,137.83	12.94	1,933.64	1.18
Ninian Park Primary School	2,504.66	Yellow		Nov 2022	119,422.60	£15,524.94	47.68	£6.20	23,093.94	9.22	2,112.59	0.84
Oakfield Primary School	2,245.80	Yellow		Nov 2022	74,108.69	£9,634.13	33.00	£4.29	14,331.14	6.38	1,310.98	0.58
Pen Y Bryn Primary School	2,053.40	Green		Nov 2022	53,113.45	£6,904.75	25.87	£3.36	10,271.08	5.00	939.58	0.46
Pencaerau Primary School	1,838.70	Yellow		Sep 2022	74,504.93	£9,685.64	40.52	£5.27	14,407.76	7.84	1,317.99	0.72
Pentrebane Primary School	1,679.10	Yellow		Sep 2022	110,142.37	£14,318.51	65.60	£8.53	21,299.33	12.68	1,948.42	1.16
Pentyrch Primary School	857.30	Red		Sep 2022	96,469.83	£12,541.08	112.53	£14.63	18,655.34	21.76	1,706.55	1.99
Peter Lea Primary School	2,693.80	Green		Nov 2022	52,432.77	£6,816.26	19.46	£2.53	10,139.45	3.76	927.54	0.34
Pontprenau Primary School	681.80	Red		Nov 2022	102,549.59	£13,331.45	150.41	£19.55	19,831.04	29.09	1,814.10	2.66
Radnor Primary School	2,124.50	Yellow		Sep 2022	68,811.80	£8,945.53	32.39	£4.21	13,306.83	6.26	1,217.28	0.57
Radyr Comp School	10,907.53	Yellow		Nov 2022	443,279.79	£57,626.37	40.64	£5.28	85,721.45	7.86	7,841.62	0.72
Radyr Primary School	1,473.30	Yellow		Nov 2022	82,200.02	£10,686.00	55.79	£7.25	15,895.84	10.79	1,454.12	0.99
Rhiwbina Primary School	2,844.00	Green		Nov 2022	68,415.81	£8,894.06	24.06	£3.13	13,230.25	4.65	1,210.28	0.43
Rhydypenau Primary School	2,542.40	Green		Nov 2022	63,529.04	£8,258.78	24.99	£3.25	12,285.25	4.83	1,123.83	0.44
Riverbank Special School	1,071.50	Red		Nov 2022	89,830.47	£11,677.96	83.84	£10.90	17,371.42	16.21	1,589.10	1.48
Roath Park Primary School	1,918.60	Green		Nov 2022	50,486.35	£6,563.23	26.31	£3.42	9,763.05	5.09	893.10	0.47
Rumney Primary School	2,807.50	Green		Nov 2022	85,508.97	£11,116.17	30.46	£3.96	16,535.73	5.89	1,512.65	0.54
Severn Primary School	2,758.80	Yellow		Nov 2022	138,291.78	£17,977.93	50.13	£6.52	26,742.86	9.69	2,446.38	0.89
Springwood Primary School	2,799.60	Green		Nov 2022	59,008.78	£7,671.14	21.08	£2.74	11,411.12	4.08	1,043.87	0.37
St Alban's Primary School (Rc)	1,198.43	Yellow		Sep 2022	55,858.50	£7,261.61	46.61	£6.06	10,801.92	9.01	988.14	0.82

Building Name	Area Served m ²	K2n RAG	K2n RAG Detail	Year to Month	Annual Consumption kWh	Annual Cost	Annual Consumpti on kWh/m ²	Annual Cost m ²	Scope 2 Emissions kgCO ₂ e	Scope 2 Emissions kgCO ₂ e/m ²	Scope 3 Supply Emissions kgCO ₂ e	Scope 3 Supply Emissions kgCO ₂ e/m ²
St Bernadette's Primary School (Rc)	1,144.80			Nov 2022	57,532.51	£7,479.23	50.26	£6.53	11,125.64	9.72	1,017.75	0.89
St Cadoc's Primary School (Rc)	2,253.60			Sep 2022	75,516.74	£9,817.18	33.51	£4.36	14,603.43	6.48	1,335.89	0.59
St Cuthberts Primary School (Rc)	803.30			Sep 2022	45,364.03	£5,897.32	56.47	£7.34	8,772.50	10.92	802.49	1.00
St Davids Primary School (Cw)	1,112.80			Nov 2022	61,430.56	£7,985.97	55.20	£7.18	11,879.44	10.68	1,086.71	0.98
St Fagan's C.W. Primary School v3	1,005.57			Nov 2022	36,895.62	£4,796.43	36.69	£4.77	7,134.87	7.10	652.68	0.65
St Francis Primary School (Rc)	2,023.72			Sep 2022	76,727.57	£9,974.58	37.91	£4.93	14,837.58	7.33	1,357.31	0.67
St Illtyds High School (Rc)	7,056.80			Nov 2022	164,413.24	£21,373.72	23.30	£3.03	31,794.23	4.51	2,908.47	0.41
St John Lloyd Primary School (Rc)	2,080.46			Sep 2022	73,620.43	£9,570.66	35.39	£4.60	14,236.72	6.84	1,302.35	0.63
St Joseph's Primary School (Rc)	1,281.40			Sep 2022	56,279.00	£7,316.27	43.92	£5.71	10,883.23	8.49	995.58	0.78
St Mary The Virgin C.W. Primary School v2	1,095.59			Nov 2022	82,766.70	£10,759.67	75.55	£9.82	16,005.42	14.61	1,464.14	1.34
St Marys Primary School (Rc)	1,451.50			Sep 2022	47,581.07	£6,185.54	32.78	£4.26	9,201.23	6.34	841.71	0.58
St Mellons Cw Primary School	707.69			Nov 2022	23,376.60	£3,038.96	33.03	£4.29	4,520.57	6.39	413.53	0.58
St Monicas Primary School (Cw)												
St Patricks Primary School (Rc)	1,386.80			Sep 2022	44,770.96	£5,820.22	32.28	£4.20	8,657.81	6.24	792.00	0.57
St Pauls Primary School (Cw)	928.30			Nov 2022	88,040.69	£11,445.29	94.84	£12.33	17,025.31	18.34	1,557.44	1.68
St Peter's Primary School (Rc)	2,826.25			Sep 2022	109,994.80	£14,299.32	38.92	£5.06	21,270.79	7.53	1,945.81	0.69
St Philip Evans Primary School (Rc)	1,509.70			Nov 2022	69,427.31	£9,025.55	45.99	£5.98	13,425.85	8.89	1,228.17	0.81
St Teilo's Secondary School v3	12,531.06			Nov 2022	843,552.41	£109,661.81	67.32	£8.75	163,126.16	13.02	14,922.44	1.19
Stacey Primary School	1,468.64			Nov 2022	57,668.25	£7,496.87	39.27	£5.10	11,151.89	7.59	1,020.15	0.69
The Bishop Of Llandaff High School	10,901.92			Nov 2022	408,023.21	£53,043.02	37.43	£4.87	78,903.53	7.24	7,217.93	0.66
The Court Special School	1,022.94			Nov 2022	46,031.73	£5,984.13	45.00	£5.85	8,901.62	8.70	814.30	0.80
The Hollies Special School	3,703.50			Nov 2022	77,489.20	£10,073.60	20.92	£2.72	14,984.86	4.05	1,370.78	0.37
Thornhill Primary School v3	2,076.82			Nov 2022	33,174.95	£4,312.74	15.97	£2.08	6,415.37	3.09	586.86	0.28
Ton Yr Ywen Primary School	3,208.10			Sep 2022	98,712.27	£12,832.59	30.77	£4.00	19,088.98	5.95	1,746.22	0.54
Tongwynlais Primary School	1,302.80			Sep 2022	37,070.57	£4,819.17	28.45	£3.70	7,168.71	5.50	655.78	0.50

Building Name	Area Served m ²	K2n RAG	K2n RAG Detail	Year to Month	Annual Consumption kWh	Annual Cost	Annual Consumpti on kWh/m ²	Annual Cost m ²	Scope 2 Emissions kgCO ₂ e	Scope 2 Emissions kgCO ₂ e/m ²	Scope 3 Supply Emissions kgCO ₂ e	Scope 3 Supply Emissions kgCO ₂ e/m ²
Tredegarville Primary School (Cw)	1,269.00			Sep 2022	56,316.97	£7,321.21	44.38	£5.77	10,890.58	8.58	996.25	0.79
Trelai Primary School	2,443.00			Nov 2022	81,773.10	£10,630.50	33.47	£4.35	15,813.28	6.47	1,446.57	0.59
Tremorfa Nursery School	417.46			Sep 2022	19,616.47	£2,550.14	46.99	£6.11	3,793.43	9.09	347.02	0.83
Trowbridge Primary School	1,321.20			Sep 2022	66,233.28	£8,610.33	50.13	£6.52	12,808.19	9.69	1,171.67	0.89
Ty Gwyn Special School v3	5,520.20			Nov 2022	307,555.64	£39,982.23	55.71	£7.24	59,475.11	10.77	5,440.66	0.99
Whitchurch High School (Lower)	9,277.09			Nov 2022	443,721.25	£57,683.76	47.83	£6.22	85,806.82	9.25	7,849.43	0.85
Whitchurch High School (Upper)	10,945.69			Nov 2022	444,439.89	£57,777.19	40.60	£5.28	85,945.79	7.85	7,862.14	0.72
Whitchurch Primary School	2,938.50			Nov 2022	133,083.58	£17,300.87	45.29	£5.89	25,735.70	8.76	2,354.25	0.80
Willowbrook Primary School	2,097.30			Nov 2022	66,993.69	£8,709.18	31.94	£4.15	12,955.24	6.18	1,185.12	0.57
Willows High School	8,466.43			Nov 2022	373,388.41	£48,540.49	44.10	£5.73	72,205.85	8.53	6,605.24	0.78
Windsor Clive Primary School	4,214.30			Nov 2022	96,857.69	£12,591.50	22.98	£2.99	18,730.34	4.44	1,713.41	0.41
Woodlands High Special School	1,770.40			Nov 2022	91,089.80	£11,841.67	51.45	£6.69	17,614.95	9.95	1,611.38	0.91
Ysgol Bro Eirwg	2,063.60			Nov 2022	68,508.93	£8,906.16	33.20	£4.32	13,248.26	6.42	1,211.92	0.59
Ysgol Glan Ceubal	396.50			Nov 2022	99,223.02	£12,898.99	250.25	£32.53	19,187.75	48.39	1,755.26	4.43
Ysgol Glan Morfa	1,311.80			Nov 2022	64,983.78	£8,447.89	49.54	£6.44	12,566.56	9.58	1,149.56	0.88
Ysgol Gyfun Gymraeg Bro Eder	7,890.16			Nov 2022	217,965.99	£28,335.58	27.63	£3.59	42,150.26	5.34	3,855.82	0.49
Ysgol Gyfun Gymraeg Glantaf	12,196.03			Nov 2022	456,528.46	£59,348.70	37.43	£4.87	88,283.47	7.24	8,075.99	0.66
Ysgol Gyfun Gymraeg Plasmawr v3	10,795.47			Nov 2022	316,050.30	£41,086.54	29.28	£3.81	61,117.81	5.66	5,590.93	0.52
Ysgol Gymraeg Coed Y Gof												
Ysgol Gymraeg Melin Gruffydd	1,414.10			Sep 2022	116,467.40	£15,140.76	82.36	£10.71	22,522.47	15.93	2,060.31	1.46
Ysgol Gymraeg Nant Caerau v3	1,340.30			Sep 2022	155,252.37	£20,182.81	115.83	£15.06	30,022.70	22.40	2,746.41	2.05
Ysgol Gymraeg Pwll Coch	2,446.41			Sep 2022	72,097.07	£9,372.62	29.47	£3.83	13,942.13	5.70	1,275.40	0.52
Ysgol Gymraeg Treganna v3	3,314.10			Nov 2022	163,167.79	£21,211.81	49.23	£6.40	31,553.39	9.52	2,886.44	0.87
Ysgol Gynradd Gwaelod Y Garth	1,216.20			Nov 2022	56,450.15	£7,338.52	46.42	£6.03	10,916.33	8.98	998.60	0.82
Ysgol Gynradd Gymraeg Hamadryad				Nov 2022	60,420.80	£7,854.70			11,684.17		1,068.84	

Building Name	Area Served m ²	K2n RAG	K2n RAG Detail	Year to Month	Annual Consumption kWh	Annual Cost	Annual Consumpti on kWh/m ²	Annual Cost m ²	Scope 2 Emissions kgCO ₂ e	Scope 2 Emissions kgCO ₂ e/m ²	Scope 3 Supply Emissions kgCO ₂ e	Scope 3 Supply Emissions kgCO ₂ e/m ²
Ysgol Mynydd Bychan	996.50	Green		Nov 2022	27,550.60	£3,581.58	27.65	£3.59	5,327.74	5.35	487.37	0.49
Ysgol Pen Y Groes												
Ysgol Pen Y Pll v3	1,282.10	Orange		Nov 2022	77,877.47	£10,124.07	60.74	£7.90	15,059.95	11.75	1,377.65	1.07
Ysgol Pencae	1,079.81	Orange		Nov 2022	38,915.03	£5,058.95	36.04	£4.69	7,525.39	6.97	688.41	0.64
Ysgol Y Berllan Deg	2,041.50	Green		Nov 2022	66,877.99	£8,694.14	32.76	£4.26	12,932.87	6.33	1,183.07	0.58
Ysgol Y Wern Primary School	3,111.10	Orange		Nov 2022	126,363.33	£16,427.23	40.62	£5.28	24,436.14	7.85	2,235.37	0.72

























	Total for Electricity											
	Area Served m ²				Annual Consumption kWh	Annual Cost			Scope 2 Emissions kgCO ₂ e		Scope 3 Supply Emissions kgCO ₂ e	
Total	391,265.45				15,668,810.96	£2,036,945.43			3,069,659.74		280,025.50	






Cardiff Council - Schools Institute Buildings Utility CCC, Cost and CO2 Latest Month Report												
No date range specified	Gas											
Building Name	Area Served m ²	K2n RAG	K2n RAG Detail	Year to Month	Annual Consumption kWh	Annual Cost	Annual Consumption kWh/m ²	Annual Cost m ²	Scope 1 Emissions kgCO2e	Scope 1 Emissions kgCO2e/m ²	Scope 3 Supply Emissions kgCO2e	Scope 3 Supply Emissions kgCO2e/m ²
Adamsdown Primary School v2	1,606.10			Oct 2022	205,140.51	£10,257.03	127.73	£6.39	37,446.35	23.32	6,379.87	3.97
Albany Primary School	2,242.90			Oct 2022	234,953.82	£11,747.69	104.75	£5.24	42,888.47	19.12	7,307.06	3.26
All Saints Primary School (Cw)	983.97			Oct 2022	110,006.02	£5,500.30	111.80	£5.59	20,080.50	20.41	3,421.19	3.48
Allensbank Primary School	2,272.20			Oct 2022	250,061.48	£12,503.07	110.05	£5.50	45,646.22	20.09	7,776.91	3.42
Baden Powell Primary School	2,130.95			Oct 2022	8,307.15	£415.36	3.90	£0.19	1,516.39	0.71	258.35	0.12
Birchgrove Primary School	1,490.40			Oct 2022	145,944.76	£7,297.24	97.92	£4.90	26,640.76	17.87	4,538.88	3.05
Bishop Childs Primary School (Cw)	884.80			Oct 2022	91,892.31	£4,594.62	103.86	£5.19	16,774.02	18.96	2,857.85	3.23
Bryn Celyn Primary School	1,402.30			Oct 2022	156,613.53	£7,830.68	111.68	£5.58	28,588.23	20.39	4,870.68	3.47
Bryn Deri Primary School	1,015.90			Oct 2022	91,302.04	£4,565.10	89.87	£4.49	16,666.27	16.41	2,839.49	2.80
Bryn Hafod Primary School	2,461.90			Oct 2022	249,102.73	£12,455.14	101.18	£5.06	45,471.21	18.47	7,747.09	3.15
Bryn-Y-Deryn Pupil Referral Unit				Oct 2022	199,656.61	£9,982.83			36,445.32		6,209.32	
Cantonian High School	8,703.93			Oct 2022	547,293.67	£27,364.68	62.88	£3.14	99,902.99	11.48	17,020.83	1.96
Cardiff High School v3	13,040.12			Oct 2022	1,027,209.39	£51,360.47	78.77	£3.94	187,506.80	14.38	31,946.21	2.45
Cardiff West Community High School				Sep 2021	0.00	£0.00			0.00		0.00	
Cathays High School	8,310.33			Oct 2022	468,732.54	£23,436.63	56.40	£2.82	85,562.44	10.30	14,577.58	1.75
Christ The King Primary School (Rc)	1,035.60			Oct 2022	110,414.23	£5,520.71	106.62	£5.33	20,155.01	19.46	3,433.88	3.32
Coed Glas Primary School	2,814.00			Oct 2022	302,764.77	£15,138.24	107.59	£5.38	55,266.68	19.64	9,415.98	3.35
Corpus Christi High School (Rc)	7,545.60			Oct 2022	647,867.47	£32,393.37	85.86	£4.29	118,261.73	15.67	20,148.68	2.67
Coryton Primary School	909.10			Oct 2022	67,613.93	£3,380.70	74.37	£3.72	12,342.25	13.58	2,102.79	2.31
Creigiau Primary School	1,397.00			Oct 2022	105,843.12	£5,292.16	75.76	£3.79	19,320.60	13.83	3,291.72	2.36
Danescourt Primary School	2,144.30			Oct 2022	167,566.23	£8,378.31	78.14	£3.91	30,587.54	14.26	5,211.31	2.43

Building Name	Area Served m ²	K2n RAG	K2n RAG Detail	Year to Month	Annual Consumption kWh	Annual Cost	Annual Consumption kWh/m ²	Annual Cost m ²	Scope 1 Emissions kgCO ₂ e	Scope 1 Emissions kgCO ₂ e/m ²	Scope 3 Supply Emissions kgCO ₂ e	Scope 3 Supply Emissions kgCO ₂ e/m ²
Eastern High School	11,101.99	Green		Oct 2022	560,151.31	£28,007.57	50.46	£2.52	102,250.02	9.21	17,420.71	1.57
Ely and Caerau Children's Centre				Oct 2022	204,937.54	£10,246.88			37,409.30		6,373.56	
Fairwater Primary School v3	2,122.00	Orange		Oct 2022	161,195.42	£8,059.77	75.96	£3.80	29,424.61	13.87	5,013.18	2.36
Fitzalan High School	14,345.33	Orange		Oct 2022	1,624,650.78	£81,232.54	113.25	£5.66	296,563.75	20.67	50,526.64	3.52
Gabalfa Primary School	2,802.12	Green		May 2022	1,129.62	£56.48	0.40	£0.02	206.20	0.07	35.13	0.01
Gladstone Primary School	2,154.17	Green		Oct 2022	141,053.55	£7,052.54	65.48	£3.27	25,747.92	11.95	4,386.77	2.04
Glan-Yr-Afon Primary School	2,693.50	Green		Oct 2022	150,602.72	£7,529.99	55.91	£2.80	27,491.02	10.21	4,683.74	1.74
Glyncod Primary School	2,132.20	Green		Oct 2022	137,250.02	£6,862.50	64.37	£3.22	25,053.62	11.75	4,268.48	2.00
Grangetown Nursery School	303.50	Green		Oct 2022	19,101.36	£955.07	62.94	£3.15	3,486.76	11.49	594.05	1.96
Grangetown Primary School	2,474.80	Orange		Oct 2022	260,959.52	£13,047.98	105.45	£5.27	47,635.55	19.25	8,115.84	3.28
Greenhill Special School	1,122.30	Orange		Oct 2022	138,408.40	£6,920.42	123.33	£6.17	25,265.07	22.51	4,304.50	3.84
Greenway Primary School	2,604.10	Green		Oct 2022	210,602.21	£10,530.11	80.87	£4.04	38,443.33	14.76	6,549.73	2.52
Hawthorn Primary School	1,364.20	Orange		Oct 2022	127,971.43	£6,398.57	93.81	£4.69	23,359.90	17.12	3,979.91	2.92
Herbert Thompson Primary School v3	3,206.74	Orange		Oct 2022	294,186.27	£14,709.31	91.74	£4.59	53,700.76	16.75	9,149.19	2.85
Holy Family Primary School (Rc)	1,452.20	Orange		Oct 2022	148,438.14	£7,421.91	102.22	£5.11	27,095.90	18.66	4,616.43	3.18
Howardian Primary School												
Hywel Dda Primary School	2,354.60	Green		Oct 2022	182,080.36	£9,104.02	77.33	£3.87	33,236.95	14.12	5,662.70	2.40
Kitchener Primary School	2,295.70	Orange		Oct 2022	418,438.68	£20,921.93	182.27	£9.11	76,381.80	33.27	13,013.44	5.67
Lakeside Primary School	2,817.10	Orange		Oct 2022	312,168.47	£15,608.42	110.81	£5.54	56,983.23	20.23	9,708.44	3.45
Lansdowne Primary School	2,316.00	Orange		Oct 2022	319,986.76	£15,999.34	138.16	£6.91	58,410.38	25.22	9,951.59	4.30
Llandaff Primary School (Cw)	2,287.90	Green		Oct 2022	166,406.43	£8,320.32	72.73	£3.64	30,375.83	13.28	5,175.24	2.26
Llanedeyrn Primary School	8,511.79	Green		Oct 2022	516,167.32	£25,808.37	60.64	£3.03	94,221.18	11.07	16,052.80	1.89
Llanishen Fach Primary School	2,960.47	Green		Oct 2022	107,628.45	£5,381.42	36.36	£1.82	19,646.50	6.64	3,347.24	1.13
Llanishen High School	12,552.99	Orange		Oct 2022	1,366,401.40	£68,320.07	108.85	£5.44	249,422.91	19.87	42,495.08	3.39

Building Name	Area Served m ²	K2n RAG	K2n RAG Detail	Year to Month	Annual Consumption kWh	Annual Cost	Annual Consumption kWh/m ²	Annual Cost m ²	Scope 1 Emissions kgCO ₂ e	Scope 1 Emissions kgCO ₂ e/m ²	Scope 3 Supply Emissions kgCO ₂ e	Scope 3 Supply Emissions kgCO ₂ e/m ²
Llysfaden Primary School	1,948.30	Green		Oct 2022	114,974.11	£5,748.71	59.01	£2.95	20,987.37	10.77	3,575.69	1.84
Marlborough Primary School	2,542.70	Green		Oct 2022	149,848.08	£7,492.40	58.93	£2.95	27,353.27	10.76	4,660.28	1.83
Mary Immaculate High School (Rc)	6,045.10	Green		Oct 2022	454,355.16	£22,717.76	75.16	£3.76	82,937.99	13.72	14,130.45	2.34
Meadowbank Special School	1,148.30	Orange		Oct 2022	122,981.69	£6,149.08	107.10	£5.35	22,449.08	19.55	3,824.73	3.33
Meadowlane Primary School	2,500.40	Orange		Sep 2022	268,789.01	£13,439.45	107.50	£5.37	49,064.75	19.62	8,359.34	3.34
Millbank Primary School	652.70	Orange		Oct 2022	150,667.50	£7,533.37	230.84	£11.54	27,502.85	42.14	4,685.76	7.18
Moorland Primary School	2,394.93	Green		Oct 2022	49,896.58	£2,494.83	20.83	£1.04	9,108.12	3.80	1,551.78	0.65
Mount Stuart Primary School	1,633.90	Orange		Oct 2022	256,092.65	£12,804.63	156.74	£7.84	46,747.15	28.61	7,964.48	4.87
Ninian Park Primary School	2,504.66	Green		Jun 2022	153,654.46	£7,682.72	61.35	£3.07	28,048.09	11.20	4,778.65	1.91
Oakfield Primary School	2,245.80	Orange		Oct 2022	290,852.61	£14,542.63	129.51	£6.48	53,092.24	23.64	9,045.52	4.03
Pen Y Bryn Primary School	2,053.40	Orange		Oct 2022	216,240.79	£10,812.04	105.31	£5.27	39,472.59	19.22	6,725.09	3.28
Pencaerau Primary School				Oct 2022	152,517.54	£7,625.88			27,840.55		4,743.30	
Pentrebane Primary School	1,679.10	Orange		Jun 2022	216,570.48	£10,828.52	128.98	£6.45	39,532.78	23.54	6,735.34	4.01
Pentyrch Primary School	857.30	Green		Oct 2022	60,706.53	£3,035.33	70.81	£3.54	11,081.37	12.93	1,887.97	2.20
Peter Lea Primary School	2,693.80	Green		Oct 2022	221,095.44	£11,054.77	82.08	£4.10	40,358.76	14.98	6,876.07	2.55
Pontprenau Primary School	681.80	Orange		Sep 2022	149,685.55	£7,484.28	219.54	£10.98	27,323.60	40.08	4,655.22	6.83
Radnor Primary School	2,124.50	Green		Oct 2022	139,311.83	£6,965.59	65.57	£3.28	25,429.98	11.97	4,332.60	2.04
Radyr Comp School	10,907.53	Orange		Oct 2022	1,254,836.37	£62,741.82	115.04	£5.75	229,057.83	21.00	39,025.41	3.58
Radyr Primary School	1,473.30	Orange		Oct 2022	121,471.30	£6,073.56	82.45	£4.12	22,173.37	15.05	3,777.76	2.56
Rhiwbina Primary School	2,844.00	Green		Oct 2022	96,787.23	£4,839.36	34.03	£1.70	17,667.54	6.21	3,010.08	1.06
Rhydypenau Primary School	2,542.40	Orange		Oct 2022	247,251.02	£12,362.55	97.25	£4.86	45,133.20	17.75	7,689.51	3.02
Riverbank Special School												
Roath Park Primary School	1,918.60	Orange		Oct 2022	198,928.40	£9,946.42	103.68	£5.18	36,312.39	18.93	6,186.67	3.22
Rumney Primary School	2,807.50	Orange		Oct 2022	352,704.65	£17,635.23	125.63	£6.28	64,382.71	22.93	10,969.11	3.91
Severn Primary School	2,758.80	Red		Oct 2022	862,639.31	£43,131.97	312.69	£15.63	157,466.18	57.08	26,828.08	9.72

Building Name	Area Served m ²	K2n RAG	K2n RAG Detail	Year to Month	Annual Consumption kWh	Annual Cost	Annual Consumption kWh/m ²	Annual Cost m ²	Scope 1 Emissions kgCO ₂ e	Scope 1 Emissions kgCO ₂ e/m ²	Scope 3 Supply Emissions kgCO ₂ e	Scope 3 Supply Emissions kgCO ₂ e/m ²
Springwood Primary School	2,799.60			Oct 2022	261,758.43	£13,087.92	93.50	£4.67	47,781.38	17.07	8,140.69	2.91
St Alban's Primary School (Rc)	1,198.43			Jun 2022	77,773.81	£3,888.69	64.90	£3.24	14,196.83	11.85	2,418.77	2.02
St Bernadette's Primary School (Rc)	1,144.80			Oct 2022	92,455.66	£4,622.78	80.76	£4.04	16,876.86	14.74	2,875.37	2.51
St Cadoc's Primary School (Rc)	2,253.60			Oct 2022	203,145.04	£10,157.25	90.14	£4.51	37,082.10	16.45	6,317.81	2.80
St Cuthberts Primary School (Rc)	803.30			Oct 2022	82,523.43	£4,126.17	102.73	£5.14	15,063.83	18.75	2,566.48	3.19
St Davids Primary School (Cw)	1,112.80			Oct 2022	109,158.32	£5,457.92	98.09	£4.90	19,925.76	17.91	3,394.82	3.05
St Fagan's C.W. Primary School v3	1,003.67			Oct 2022	123,031.35	£6,151.57	122.58	£6.13	22,458.14	22.38	3,826.28	3.81
St Francis Primary School (Rc)	2,023.72			Oct 2022	361,622.06	£18,081.10	178.69	£8.93	66,010.49	32.62	11,246.45	5.56
St Illtyds High School (Rc)	7,056.80			Oct 2022	412,796.78	£20,639.84	58.50	£2.92	75,351.92	10.68	12,837.98	1.82
St John Lloyd Primary School (Rc)	2,080.46			Oct 2022	186,627.23	£9,331.36	89.70	£4.49	34,066.93	16.37	5,804.11	2.79
St Joseph's Primary School (Rc)	1,281.40			Oct 2022	169,064.28	£8,453.21	131.94	£6.60	30,860.99	24.08	5,257.90	4.10
St Mary The Virgin C.W. Primary School v2	1,095.59			Oct 2022	102,862.01	£5,143.10	93.89	£4.69	18,776.43	17.14	3,199.01	2.92
St Marys Primary School (Rc)	1,451.50			Oct 2022	212,458.79	£10,622.94	146.37	£7.32	38,782.23	26.72	6,607.47	4.55
St Mellons Cw Primary School				Oct 2022	44,275.73	£2,213.79			8,082.09		1,376.98	
St Monicas Primary School (Cw)												
St Patricks Primary School (Rc)	1,386.80			Oct 2022	76,672.84	£3,833.64	55.29	£2.76	13,995.86	10.09	2,384.53	1.72
St Pauls Primary School (Cw)												
St Peter's Primary School (Rc)	2,826.25			Oct 2022	206,338.84	£10,316.94	73.01	£3.65	37,665.09	13.33	6,417.14	2.27
St Philip Evans Primary School (Rc)	1,509.70			Oct 2022	156,372.63	£7,818.63	103.58	£5.18	28,544.26	18.91	4,863.19	3.22
St Teilo's Secondary School v3	11,404.76			Oct 2022	578,265.43	£28,913.27	50.70	£2.54	105,556.57	9.26	17,984.05	1.58
Stacey Primary School	1,468.64			Oct 2022	262,684.85	£13,134.24	178.86	£8.94	47,950.49	32.65	8,169.50	5.56
The Bishop Of Llandaff High School	10,901.92			Oct 2022	239,906.92	£11,995.35	22.01	£1.10	43,792.61	4.02	7,461.11	0.68
The Court Special School	1,022.94			Oct 2022	139,044.97	£6,952.25	135.93	£6.80	25,381.27	24.81	4,324.30	4.23
The Hollies Special School	3,703.50			Oct 2022	343,774.57	£17,188.73	92.82	£4.64	62,752.61	16.94	10,691.39	2.89
Thornhill Primary School v3	2,076.82			Oct 2022	161,390.18	£8,069.51	77.71	£3.89	29,460.16	14.19	5,019.23	2.42

Building Name	Area Served m ²	K2n RAG	K2n RAG Detail	Year to Month	Annual Consumption kWh	Annual Cost	Annual Consumption kWh/m ²	Annual Cost m ²	Scope 1 Emissions kgCO ₂ e	Scope 1 Emissions kgCO ₂ e/m ²	Scope 3 Supply Emissions kgCO ₂ e	Scope 3 Supply Emissions kgCO ₂ e/m ²
Ton Yr Ywen Primary School	3,208.10			Jun 2022	306,575.54	£15,328.78	95.56	£4.78	55,962.30	17.44	9,534.50	2.97
Tongwynlais Primary School	1,302.80			Oct 2022	113,789.24	£5,689.46	87.34	£4.37	20,771.09	15.94	3,538.85	2.72
Tredegaville Primary School (Cw)	1,269.00			Oct 2022	143,738.99	£7,186.95	113.27	£5.66	26,238.11	20.68	4,470.28	3.52
Trelai Primary School	2,443.00			Sep 2022	160,164.06	£8,008.20	65.56	£3.28	29,236.35	11.97	4,981.10	2.04
Tremorfa Nursery School	417.46			Oct 2022	35,819.09	£1,790.95	85.80	£4.29	6,538.42	15.66	1,113.97	2.67
Trowbridge Primary School	1,321.20			Oct 2022	124,103.53	£6,205.18	93.93	£4.70	22,653.86	17.15	3,859.62	2.92
Ty Gwyn Special School v3	5,509.80			Oct 2022	1,374,848.43	£68,742.42	249.53	£12.48	250,964.83	45.55	42,757.79	7.76
Whitchurch High School (Lower)	9,277.09			Oct 2022	1,033,763.65	£51,688.18	111.43	£5.57	188,703.22	20.34	32,150.05	3.47
Whitchurch High School (Upper)	10,945.69			Oct 2022	1,095,242.25	£54,762.11	100.06	£5.00	199,925.52	18.27	34,062.03	3.11
Whitchurch Primary School	2,938.50			Oct 2022	241,663.22	£12,083.16	82.24	£4.11	44,113.20	15.01	7,515.73	2.56
Willowbrook Primary School	2,097.30			Oct 2022	200,987.01	£10,049.35	95.83	£4.79	36,688.17	17.49	6,250.70	2.98
Willows High School	8,466.43			Oct 2022	885,361.62	£44,268.08	104.57	£5.23	161,613.91	19.09	27,534.75	3.25
Windsor Clive Primary School	4,214.30			Oct 2022	323,547.56	£16,177.38	76.77	£3.84	59,060.37	14.01	10,062.33	2.39
Woodlands High Special School	1,770.40			Oct 2022	128,594.46	£6,429.72	72.64	£3.63	23,473.63	13.26	3,999.29	2.26
Ysgol Bro Eirwg	2,063.60			Apr 2021	188,010.79	£9,400.54	91.11	£4.56	34,436.06	16.69	5,894.14	2.86
Ysgol Glan Ceubal												
Ysgol Glan Morfa	1,311.80			Apr 2022	498.44	£24.92	0.38	£0.02	90.99	0.07	15.50	0.01
Ysgol Gyfun Gymraeg Bro Edern	7,890.16			Oct 2022	723,538.68	£36,176.93	91.70	£4.59	132,074.75	16.74	22,502.05	2.85
Ysgol Gyfun Gymraeg Glantaf	12,196.03			Oct 2022	646,604.33	£32,330.22	53.02	£2.65	118,031.15	9.68	20,109.39	1.65
Ysgol Gyfun Gymraeg Plasmawr v3	10,594.50			Oct 2022	970,357.96	£48,517.90	91.59	£4.58	177,129.14	16.72	30,178.13	2.85
Ysgol Gymraeg Coed Y Gof												
Ysgol Gymraeg Melin Gruffydd	1,414.10			Oct 2022	250,080.41	£12,504.02	176.85	£8.84	45,649.68	32.28	7,777.50	5.50
Ysgol Gymraeg Nant Caerau v3	1,334.50			Oct 2022	215,696.10	£10,784.80	161.63	£8.08	39,373.17	29.50	6,708.15	5.03
Ysgol Gymraeg Pwll Coch	2,446.41			Sep 2022	16,842.82	£842.14	6.88	£0.34	3,074.49	1.26	523.81	0.21
Ysgol Gymraeg Treganna v3	3,277.60			Oct 2022	278,417.10	£13,920.85	84.95	£4.25	50,822.26	15.51	8,658.77	2.64

Building Name	Area Served m ²	K2n RAG	K2n RAG Detail	Year to Month	Annual Consumption kWh	Annual Cost	Annual Consumption kWh/m ²	Annual Cost m ²	Scope 1 Emissions kgCO ₂ e	Scope 1 Emissions kgCO ₂ e/m ²	Scope 3 Supply Emissions kgCO ₂ e	Scope 3 Supply Emissions kgCO ₂ e/m ²
Ysgol Gynradd Gwaelod Y Garth	1,216.20			Oct 2022	123,965.96	£6,198.30	101.93	£5.10	22,628.75	18.61	3,855.34	3.17
Ysgol Gynradd Gymraeg Hamadryad				Mar 2018	10,815.48	£540.77			1,989.62		276.55	
Ysgol Mynydd Bychan	996.50			Oct 2022	92,115.71	£4,605.79	92.44	£4.62	16,814.80	16.87	2,864.80	2.87
Ysgol Pen Y Groes												
Ysgol Pen Y Pili v3	1,271.70			Oct 2022	291,669.87	£14,583.49	229.35	£11.47	53,241.42	41.87	9,070.93	7.13
Ysgol Pencae	1,079.81			Oct 2022	121,712.70	£6,085.64	112.72	£5.64	22,217.44	20.58	3,785.27	3.51
Ysgol Y Berllan Deg	2,041.50			Oct 2022	154,397.42	£7,719.87	75.63	£3.78	28,183.71	13.81	4,801.76	2.35
Ysgol Y Wern Primary School	3,111.10			Oct 2022	251,434.61	£12,571.73	80.82	£4.04	45,896.87	14.75	7,819.62	2.51

	Total for Gas											
	Area Served m ²				Annual Consumption kWh	Annual Cost			Scope 1 Emissions kgCO ₂ e		Scope 3 Supply Emissions kgCO ₂ e	
Total	376,359.50				34,169,421.95	£1,708,470.81			6,237,418.21		1,062,656.22	

All					
No date range specified	Total for All Utilities				
Building Name	Annual Calculated Cost	Scope 1 Emissions kgCO2e	Scope 2 Emissions kgCO2e	Scope 3 Emissions kgCO2e	Total Emissions kgCO2e
Adamsdown Primary School v2	£19,809.42	37,446.35	14,209.56	7,679.73	59,335.64
Albany Primary School	£19,751.50	42,888.47	11,905.97	8,396.20	63,190.64
All Saints Primary School (Cw)	£10,097.51	20,080.50	6,838.52	4,046.76	30,965.78
Allensbank Primary School	£23,155.56	45,646.22	15,845.98	9,226.47	70,718.67
Baden Powell Primary School	£9,916.83	1,516.39	14,133.81	1,551.28	17,201.48
Birchgrove Primary School	£15,599.94	26,640.76	12,350.58	5,668.69	44,660.03
Bishop Childs Primary School (Cw)	£9,990.33	16,774.02	8,026.33	3,592.08	28,392.44
Bryn Celyn Primary School	£19,793.86	28,588.23	17,795.70	6,498.59	52,882.52
Bryn Deri Primary School	£10,782.36	16,666.27	9,248.41	3,685.52	29,600.21
Bryn Hafod Primary School	£22,072.81	45,471.21	14,306.66	9,055.84	68,833.71
Bryn-Y-Deryn Pupil Referral Unit	£23,054.55	36,445.32	19,444.68	7,988.08	63,878.08
Cantonian High School	£84,694.93	99,902.99	85,280.94	24,822.16	210,006.08
Cardiff High School v3	£112,282.11	187,506.80	90,623.28	40,236.24	318,366.32
Cardiff West Community High School	£8,358.61		12,433.75	1,137.41	13,571.16
Cathays High School	£65,944.01	85,562.44	63,231.36	20,361.86	169,155.65
Christ The King Primary School (Rc)	£9,939.42	20,155.01	6,572.99	4,035.17	30,763.18
Coed Glas Primary School	£25,400.06	55,266.68	15,264.85	10,812.38	81,343.92
Corpus Christi High School (Rc)	£59,057.31	118,261.73	39,663.63	23,777.02	181,702.38
Coryton Primary School	£7,254.24	12,342.25	5,762.05	2,629.89	20,734.19
Creigiau Primary School	£16,832.04	19,320.60	17,166.02	4,862.03	41,348.65
Danescourt Primary School	£16,266.50	30,587.54	11,733.98	6,284.71	48,606.23
Eastern High School	£85,251.66	102,250.02	124,646.81	28,046.09	254,942.92
Ely and Caerau Children's Centre	£22,107.12	37,409.30	17,642.56	7,987.46	63,039.32
Fairwater Primary School v3	£20,047.40	29,424.61	17,832.05	6,644.42	53,901.08
Fitzalan High School	£200,114.90	296,563.75	176,842.08	66,703.78	540,109.62

Building Name	Annual Calculated Cost	Scope 1 Emissions kgCO2e	Scope 2 Emissions kgCO2e	Scope 3 Emissions kgCO2e	Total Emissions kgCO2e
Gabalfa Primary School	£330.30	206.20	538.37	80.84	825.40
Gladstone Primary School	£19,368.78	25,747.92	18,320.89	6,062.72	50,131.52
Glan-Yr-Afon Primary School	£26,879.58	27,491.02	28,783.27	7,316.78	63,591.07
Glyncoed Primary School	£14,561.44	25,053.62	11,452.47	5,316.12	41,822.21
Grangetown Nursery School	£3,698.10	3,486.76	4,080.36	967.32	8,534.44
Grangetown Primary School	£21,456.56	47,635.55	12,508.09	9,260.06	69,403.70
Greenhill Special School	£16,645.02	25,265.07	14,465.71	5,627.79	45,358.58
Greenway Primary School	£18,017.62	38,443.33	11,137.97	7,568.61	57,149.90
Hawthorn Primary School	£12,178.30	23,359.90	8,597.58	4,766.40	36,723.88
Herbert Thompson Primary School v3	£34,124.44	53,700.76	28,880.74	11,791.14	94,372.65
Holy Family Primary School (Rc)	£12,976.24	27,095.90	8,262.28	5,372.24	40,730.42
Howardian Primary School	£8,870.85		13,195.73	1,207.12	14,402.85
Hywel Dda Primary School	£16,189.04	33,236.95	10,539.24	6,626.81	50,402.99
Kitchener Primary School	£28,745.25	76,381.80	11,637.48	14,078.02	102,097.29
Lakeside Primary School	£29,400.30	56,983.23	20,515.95	11,585.20	89,084.38
Lansdowne Primary School	£24,306.39	58,410.38	12,357.06	11,081.99	81,849.42
Llandaff Primary School (Cw)	£17,499.84	30,375.83	13,654.88	6,424.36	50,455.07
Llanedeyrn Primary School	£34,936.44	94,221.18	13,578.37	17,294.92	125,094.47
Llanishen Fach Primary School	£21,397.90	19,646.50	23,825.13	5,526.72	48,998.34
Llanishen High School	£144,127.74	249,422.91	112,766.82	52,810.76	415,000.49
Llysfaen Primary School	£13,406.76	20,987.37	11,391.65	4,617.78	36,996.81
Marlborough Primary School	£19,499.69	27,353.27	17,861.29	6,294.19	51,508.75
Mary Immaculate High School (Rc)	£45,151.93	82,937.99	33,371.70	17,183.22	133,492.91
Meadowbank Special School	£12,214.80	22,449.08	9,022.99	4,650.13	36,122.20
Meadowlane Primary School	£18,159.68	49,064.75	7,021.52	9,001.65	65,087.92
Millbank Primary School	£15,972.98	27,502.85	12,554.24	5,834.19	45,891.28
Moorland Primary School	£12,534.50	9,108.12	14,934.40	2,917.95	26,960.48

Building Name	Annual Calculated Cost	Scope 1 Emissions kgCO2e	Scope 2 Emissions kgCO2e	Scope 3 Emissions kgCO2e	Total Emissions kgCO2e
Mount Stuart Primary School	£27,014.57	46,747.15	21,137.83	9,898.13	77,783.11
Ninian Park Primary School	£23,207.66	28,048.09	23,093.94	6,891.24	58,033.27
Oakfield Primary School	£24,176.76	53,092.24	14,331.14	10,356.50	77,779.87
Pen Y Bryn Primary School	£17,716.79	39,472.59	10,271.08	7,664.67	57,408.34
Pencaerau Primary School	£17,311.52	27,840.55	14,407.76	6,061.29	48,309.60
Pentrebane Primary School	£25,147.03	39,532.78	21,299.33	8,683.76	69,515.87
Pentyrch Primary School	£15,576.40	11,081.37	18,655.34	3,594.52	33,331.23
Peter Lea Primary School	£17,871.03	40,358.76	10,139.45	7,803.60	58,301.81
Pontprennau Primary School	£20,815.72	27,323.60	19,831.04	6,469.32	53,623.96
Radnor Primary School	£15,911.13	25,429.98	13,306.83	5,549.88	44,286.69
Radyr Comp School	£120,368.19	229,057.83	85,721.45	46,867.03	361,646.31
Radyr Primary School	£16,759.57	22,173.37	15,895.84	5,231.88	43,301.09
Rhiwbina Primary School	£13,733.42	17,667.54	13,230.25	4,220.36	35,118.15
Rhydypenau Primary School	£20,621.33	45,133.20	12,285.25	8,813.34	66,231.78
Riverbank Special School	£11,677.96		17,371.42	1,589.10	18,960.52
Roath Park Primary School	£16,509.65	36,312.39	9,763.05	7,079.78	53,155.22
Rumney Primary School	£28,751.40	64,382.71	16,535.73	12,481.77	93,400.20
Severn Primary School	£61,109.90	157,466.18	26,742.86	29,274.46	213,483.51
Springwood Primary School	£20,759.06	47,781.38	11,411.12	9,184.55	68,377.05
St Alban's Primary School (Rc)	£11,150.30	14,196.83	10,801.92	3,406.90	28,405.65
St Bernadette's Primary School (Rc)	£12,102.01	16,876.86	11,125.64	3,893.12	31,895.62
St Cadoc's Primary School (Rc)	£19,974.43	37,082.10	14,603.43	7,653.70	59,339.22
St Cuthberts Primary School (Rc)	£10,023.50	15,063.83	8,772.50	3,368.97	27,205.29
St Davids Primary School (Cw)	£13,443.89	19,925.76	11,879.44	4,481.53	36,286.73
St Fagan's C.W. Primary School v3	£10,948.00	22,458.14	7,134.87	4,478.96	34,071.98
St Francis Primary School (Rc)	£28,055.69	66,010.49	14,837.58	12,603.76	93,451.82
St Illtyds High School (Rc)	£42,013.56	75,351.92	31,794.23	15,746.45	122,892.61

Building Name	Annual Calculated Cost	Scope 1 Emissions kgCO2e	Scope 2 Emissions kgCO2e	Scope 3 Emissions kgCO2e	Total Emissions kgCO2e
St John Lloyd Primary School (Rc)	£18,902.02	34,066.93	14,236.72	7,106.45	55,410.11
St Joseph's Primary School (Rc)	£15,769.48	30,860.99	10,883.23	6,253.47	47,997.70
St Mary The Virgin C.W. Primary School v2	£15,902.77	18,776.43	16,005.42	4,663.15	39,445.01
St Marys Primary School (Rc)	£16,808.48	38,782.23	9,201.23	7,449.18	55,432.63
St Mellons Cw Primary School	£5,252.74	8,082.09	4,520.57	1,790.51	14,393.17
St Monicas Primary School (Cw)					
St Patricks Primary School (Rc)	£9,653.87	13,995.86	8,657.81	3,176.52	25,830.19
St Pauls Primary School (Cw)	£11,445.29		17,025.31	1,557.44	18,582.75
St Peter's Primary School (Rc)	£24,616.27	37,665.09	21,270.79	8,362.95	67,298.83
St Philip Evans Primary School (Rc)	£16,844.18	28,544.26	13,425.85	6,091.36	48,061.47
St Teilo's Secondary School v3	£138,575.08	105,556.57	163,126.16	32,906.50	301,589.23
Stacey Primary School	£20,631.12	47,950.49	11,151.89	9,189.65	68,292.03
The Bishop Of Llandaff High School	£65,038.36	43,792.61	78,903.53	14,679.04	137,375.17
The Court Special School	£12,936.37	25,381.27	8,901.62	5,138.60	39,421.49
The Hollies Special School	£27,262.33	62,752.61	14,984.86	12,062.17	89,799.65
Thornhill Primary School v3	£12,382.25	29,460.16	6,415.37	5,606.10	41,481.64
Ton Yr Ywen Primary School	£28,161.37	55,962.30	19,088.98	11,280.72	86,332.00
Tongwynlais Primary School	£10,508.64	20,771.09	7,168.71	4,194.62	32,134.42
Tredegarville Primary School (Cw)	£14,508.15	26,238.11	10,890.58	5,466.53	42,595.22
Trelai Primary School	£18,638.71	29,236.35	15,813.28	6,427.67	51,477.30
Tremorfa Nursery School	£4,341.10	6,538.42	3,793.43	1,460.99	11,792.84
Trowbridge Primary School	£14,815.50	22,653.86	12,808.19	5,031.29	40,493.34
Ty Gwyn Special School v3	£108,724.65	250,964.83	59,475.11	48,198.45	358,638.39
Whitchurch High School (Lower)	£109,371.95	188,703.22	85,806.82	39,999.48	314,509.51
Whitchurch High School (Upper)	£112,539.30	199,925.52	85,945.79	41,924.18	327,795.48
Whitchurch Primary School	£29,384.03	44,113.20	25,735.70	9,869.97	79,718.88
Willowbrook Primary School	£18,758.53	36,688.17	12,955.24	7,435.81	57,079.22

Building Name	Annual Calculated Cost	Scope 1 Emissions kgCO2e	Scope 2 Emissions kgCO2e	Scope 3 Emissions kgCO2e	Total Emissions kgCO2e
Willows High School	£92,808.57	161,613.91	72,205.85	34,139.99	267,959.75
Windsor Clive Primary School	£28,768.88	59,060.37	18,730.34	11,775.74	89,566.45
Woodlands High Special School	£18,271.40	23,473.63	17,614.95	5,610.67	46,699.24
Ysgol Bro Eirwg	£18,306.70	34,436.06	13,248.26	7,106.06	54,790.38
Ysgol Glan Ceubal	£12,898.99		19,187.75	1,755.26	20,943.00
Ysgol Glan Morfa	£8,472.81	90.99	12,566.56	1,165.06	13,822.61
Ysgol Gyfun Gymraeg Bro Edern	£64,512.51	132,074.75	42,150.26	26,357.87	200,582.88
Ysgol Gyfun Gymraeg Glantaf	£91,678.92	118,031.15	88,283.47	28,185.38	234,500.01
Ysgol Gyfun Gymraeg Plasmawr v3	£89,604.44	177,129.14	61,117.81	35,769.06	274,016.01
Ysgol Gymraeg Coed Y Gof					
Ysgol Gymraeg Melin Gruffydd	£27,644.78	45,649.68	22,522.47	9,837.81	78,009.95
Ysgol Gymraeg Nant Caerau v3	£30,967.61	39,373.17	30,022.70	9,454.56	78,850.43
Ysgol Gymraeg Pwll Coch	£10,214.76	3,074.49	13,942.13	1,799.21	18,815.83
Ysgol Gymraeg Treganna v3	£35,132.67	50,822.26	31,553.39	11,545.21	93,920.85
Ysgol Gynradd Gwaelod Y Garth	£13,536.82	22,628.75	10,916.33	4,853.94	38,399.02
Ysgol Gynradd Gymraeg Hamadryad	£8,395.48	1,989.62	11,684.17	1,345.40	15,019.19
Ysgol Mynydd Bychan	£8,187.36	16,814.80	5,327.74	3,352.17	25,494.71
Ysgol Pen Y Groes					
Ysgol Pen Y Pîl v3	£24,707.56	53,241.42	15,059.95	10,448.59	78,749.95
Ysgol Pencae	£11,144.59	22,217.44	7,525.39	4,473.67	34,216.50
Ysgol Y Berllan Deg	£16,414.01	28,183.71	12,932.87	5,984.83	47,101.40
Ysgol Y Wern Primary School	£28,998.96	45,896.87	24,436.14	10,054.98	80,388.00
	Grand Total for All Utilities				
	Annual Calculated Cost	Scope 1 Emissions kgCO2e	Scope 2 Emissions kgCO2e	Scope 3 Emissions kgCO2e	Total Emissions kgCO2e
Total	£3,745,416.23	6,237,418.21	3,069,659.74	1,342,681.71	10,649,759.66